

How to ace the **CGC TEST** *with your puppy*



Tools to improve your chance to get your dog
certified as a canine good citizen.

www.theSecretsofHappyandMe.com

How to ace the CGC TEST

DESCRIPTION

The AKC Canine Good Citizen™ (CGC) program provides a perfect framework for training your dog to become a polite member of society.

The 10 test items on the CGC test are practical, functional behaviors that every dog should have to be welcomed in the community.

THE EVALUATION

The evaluation has ten steps. You and your dog must pass all ten of these steps for a passing score. You need to improve your basics skills to be able to achieve those 10 tasks frequently.

If you fail one of the tasks, your evaluator may let you try again at the end of the testing period for a passing score. If you fail more than one task, you may retest again in the future.

How to ace the CGC TEST




Accepting a friendly stranger.
Evaluator approaches and
pretends to shake hands with
handler (hands 6- 12" apart).
Evaluator does not touch the dog.



Sitting politely for petting
Evaluator pets dog; dog must
show no shyness or resentment.



Appearance and grooming
Evaluator inspects dog, combs or
brushes lightly, examines ears and
each front foot.



Out for a walk Handler takes the
dog for a short walk including
right turn, left turn, about turn and
stop.



Walking through a crowd Dog
and handler walk close to
several people; dog may show
causal interest but not jump up.




Sit and down on cue/Staying in
place Handler shows that dog can
do both sit and down, then
chooses a position, leaves dog and
goes to the end of a 20 ft. line, and
returns immediately.


How to ace the CGC TEST



Coming when called With dog still on the 20 ft. line from Test 6, the handler walks out 10 ft. and calls the dog.



Reaction to another dog Two handlers and dogs approach, pretend to shake hands (hands 6-12" apart), exchange pleasantries, then move on.



Reaction to distractions Distractions are presented; dog may not panic or show aggression.



Supervised separation Handler goes out of sight for 3-min. Dog is held on a 6-ft. leash by an evaluator.

DISCLAIMER

If you're serious about wanting your dog to be a good neighbor, you should absolutely be working with a professional dog trainer. Working with a professional dog trainer is one of the best decisions you'll make for you and your dog. Choose someone local who understands you and your goals because it can be a long journey. You can then add online resources, just like this one, that can serve as helpful reminders and inspiration.

How to ace the CGC TEST

This image shows a full page of white paper with horizontal black ruling lines. The lines are evenly spaced and run across the width of the page, typical of notebook or legal stationery. There are no margins, text, or other markings on the page.